



District Report Card: 2017


State: Tamil Nadu	District: Tirunelveli
Class: 8	Subject: Language
Schools: 51	Students: 1255


Participation/Coverage


Students

<div>GENDER</div> <div></div>	Boys		Girls	
	Number	%	Number	%
	626	49.88	629	50.12

<div>AREA</div> <div></div>	Rural		Urban	
	Number	%	Number	%
	765	60.96	490	39.04

<div>CATEGORY</div> <div></div>	SC		ST		OBC		GEN	
	Number	%	Number	%	Number	%	Number	%
	279	22.23	17	1.35	878	69.96	81	6.45

<div>CWSN</div> <div></div>	LD	VI	HI	S&LD	ID	Oth
	0	1	1	0	5	0

<div>Management</div> <div></div>	Government		Government-aided	
	Number	%	Number	%
	212	16.89	1043	83.11

Average Performance of Students in Language (%)

Overall	Gender		Area		Management		Social Group			
	Male	Female	Rural	Urban	Govt.	Aided	SC	ST	OBC	GEN
59.96	57.21	62.69	60.60	58.95	54.84	61.00	58.71	55.29	60.55	58.85

Performance on Learning Outcomes (LOs)

Learning Outcomes	Description	Average Performance(%)
L813	Read textual/non-textual materials with comprehension and identifies the details, characters, main idea and sequence of ideas and events while reading	59.96

Range of Performance of Students who Answered Correctly							
Below 30%		30% - 50%		50% - 75%		Above 75%	
Number	%	Number	%	Number	%	Number	%
129	10.28	267	21.27	550	43.82	309	24.62

Lowest Performing Learning Outcomes (LOs)

1 - Read textual/non-textual materials with comprehension and identifies the details, characters, main idea and sequence of ideas and events while reading (59.96)